

CIMA DIGITEC Digital Display Evolving to New and Larger Dimension

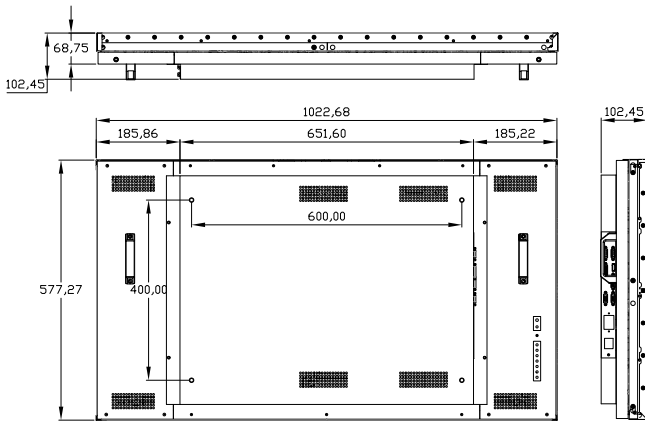
# 46 inch CL-46GMH10\_20



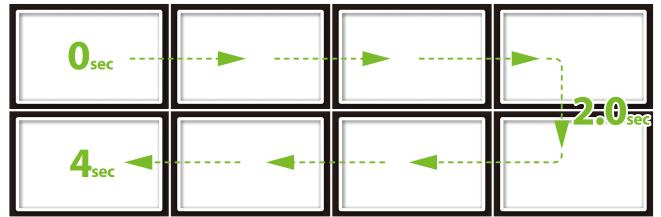
## Real Application



## Dimension



## Overload Protection



To enable more stable system management, Cima MLED minimized overload of electric current by sequential power supply rather than simultaneous power supply.



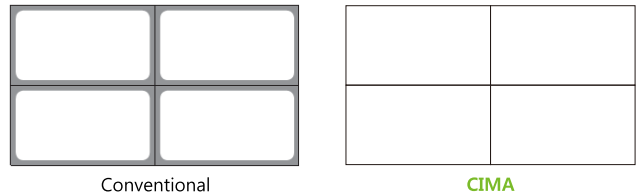
## Ultra Narrow Bezel

46" Ultra Narrow Bezel 3.5mm video wall displays create visually stunning digital wall that is easily installed, maintained and managed.



## Higher Brightness Uniformity

Brightness uniformity 90% ensures high-quality image delivered across



## Anti Fire System

All models of CIMA MLED has Anti Fire System inside. As there are some causes of heat and high temperature such as internal environment, long time use, and multiple connections of various units, Anti Fire system prevents increase of temperature for user's safety. (Warning message and automatic power off at certain temperature).

< High internal temperature of the screen, There is a risk of fire >

- If the internal temperature rises up to 85°C(185°F), below message will automatically appear.(Warning Message)
- If the internal temperature reaches up to 90°C(194°F), monitor will be turned off automatically after displaying below message for 30 seconds. (If the temperature decreases under 85°C(185°F), the warning message disappears)

< The fire risk due to high internal temperature, Monitor will be turned off >



[Auto Power-off]

## Specification / CL-46GMH10\_20

PANEL		Operation	
Screen Size	46"	Operating Temperature	0°C ~ 50°C
Seam size(Bezel to Bezel)	3.5mm	Humidity	35% ~ 75%
Aspect Ratio	16 : 9	Life Time	60,000 hrs
Native Resolution(Super narrow)	1,920 x 1,080	Power Input Condition	
Brightness	700cd / m <sup>2</sup> 500cd / m <sup>2</sup>	Input Voltage	AC 100V to AC240V
Contrast Ratio	3,500 : 1	Normal Frequency	50/60Hz
Viewing Angle(H x V)	178 x 178	Physical Specification	
Response Time	8ms	Dimension(W x H x D)	1,022.68 x 577.27 x 102.45(mm)
Color Depth	16.7M	Weight	27kg
Power Consumption	Max : 185W[10] 160W[20]	VESA Standard Mount Interface	600 x 400
Connectivity		Accessory	
In/Out connection(Daisy Chain)		Accessory	Remote Controller, Power Cable, RGB Cable, DVI Cable, User Manual, RS-232C Cable
DVI In/Out	1/1	Optional Accessory	Wall mount bracket, Stand floor
PC(D-Sub) In/Out	1/1		
RS-232C In/Out	1/1		
HDMI In	1/ DVI Out		

▶ The specification could be changed without prior notice ◀